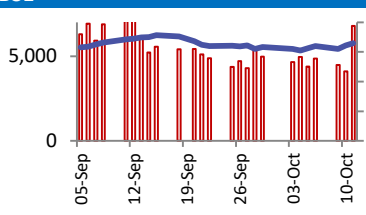
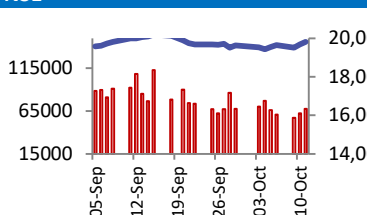


BSE		NSE																																											
	<table border="1"> <tr><td>70,000</td><td>Open</td><td>66376</td></tr> <tr><td>65,000</td><td>High</td><td>66592</td></tr> <tr><td>60,000</td><td>Low</td><td>66300</td></tr> <tr><td>55,000</td><td>Close</td><td>66473</td></tr> <tr><td>50,000</td><td>Change</td><td>394</td></tr> <tr><td></td><td>Volume (Lacs)</td><td>7572</td></tr> <tr><td></td><td>Turnover (Rs.inCr)</td><td>6797</td></tr> </table>	70,000	Open	66376	65,000	High	66592	60,000	Low	66300	55,000	Close	66473	50,000	Change	394		Volume (Lacs)	7572		Turnover (Rs.inCr)	6797		<table border="1"> <tr><td>20,000</td><td>Open</td><td>19767</td></tr> <tr><td>18,000</td><td>High</td><td>19839</td></tr> <tr><td>16,000</td><td>Low</td><td>19757</td></tr> <tr><td>14,000</td><td>Close</td><td>19811</td></tr> <tr><td></td><td>Change</td><td>122</td></tr> <tr><td></td><td>Volume(Lacs)</td><td>36561</td></tr> <tr><td></td><td>Turnover(Rs.in Cr)</td><td>67587</td></tr> </table>	20,000	Open	19767	18,000	High	19839	16,000	Low	19757	14,000	Close	19811		Change	122		Volume(Lacs)	36561		Turnover(Rs.in Cr)	67587
70,000	Open	66376																																											
65,000	High	66592																																											
60,000	Low	66300																																											
55,000	Close	66473																																											
50,000	Change	394																																											
	Volume (Lacs)	7572																																											
	Turnover (Rs.inCr)	6797																																											
20,000	Open	19767																																											
18,000	High	19839																																											
16,000	Low	19757																																											
14,000	Close	19811																																											
	Change	122																																											
	Volume(Lacs)	36561																																											
	Turnover(Rs.in Cr)	67587																																											

World Markets	Current	Previous	Pt. Chg	Var(%)
Dow	33805	33739	66	0.2%
Dow Futures	34043	33992	51	0.2%
Nasdaq	13660	13563	97	0.7%
FTSE	7620	7628	(8)	-0.1%
Nikkei	32356	31937	420	1.3%
Hang Seng	18217	17893	324	1.8%
Gift Nifty	19852	19830	22	0.1%
Straits Singapore	3221	3193	28	0.9%
South Korea	2469	2450	19	0.8%
Taiwan	16744	16672	72	0.4%
Shanghai	3097	3079	18	0.6%

Commodity Prices	Current	Previous	Pt. Chg	Var(%)
Copper (\$/MT)	8024	8023	1.5	0.0%
Alumin (\$/MT)	2214	2213	1.5	0.1%
Zinc (\$/MT)	2477	2472	4.5	0.2%
Brent Crude (\$/bbl)	85.3	85.8	(0.5)	-0.6%
Gold (\$/Ounce)	1877	1874	2.4	0.1%
Silver (\$/Ounce)	22.1	22.0	0.0	0.1%
Light Crude (\$/bbl)	82.9	83.5	(0.6)	-0.8%
N G (\$/mmbtu)	3.4	3.4	0.0	0.1%
Sugar (\$/MT)	709.3	719.7	(10.4)	-1.4%
Rubber (Rs./kg)	147.3	147.0	0.3	0.2%
Baltic Dry Index	1948	1983	(35.0)	-1.8%

Currency Exchange Rate	Current	Previous	Var(%)
Rs./ \$ rate	83.19	83.26	-0.08%
Rs./ Euro	88.20	88.28	-0.09%
Rs./Chinese Yuan	11.39	11.39	-0.04%
Yen / \$ rate	149.26	149.17	0.06%
\$ US/Euro	1.06	1.06	0.03%

Dollar Index	Current	Previous	Var(%)
Dollar Index	105.69	105.82	-0.12%

Support/ Resistance Levels for Today		
	Nifty	Bank Nifty Fut
Support 1	19770	44550
Support 2	19700	44420
Resistance	19870	44810

Securities in Ban For Trade	
IBULHSGFIN	BALRAMCHIN
MANAPPURAM	PNB
L&TFH	INDIACEM
HINDCOPPER	

Market Review

US: US stocks rose on Wednesday after the release of the minutes from the Federal Reserve's September meeting.

Asia: Asian shares rose on Thursday as markets wagered that U.S. rates have peaked after more dovish remarks from Fed Res officials, while traders awaited the U.S. consumer inflation report later in the day for further monetary policy clues.

India: India's benchmark stock indices held on to gains through Wednesday to advance for the second consecutive day. The real estate, media and auto sectors advanced, while information technology and public sector banks were trading marginally lower. **Market is expected to open on a flattish note and likely to witness sideways move during the day.**

Global Economy: China's vehicle sales had uptick in Sep, with a 5% YoY and MoM increase to 2.02 mn vehicles sold. This surge was primarily attributed to promotional activities and anticipation of holidays such as the Golden Week. The sector witnessed a 10.7% YoY increase, demonstrating a robust trend toward cleaner energy vehicles in the Chinese market. In addition to domestic sales growth, China's auto industry also recorded a strong export growth of 50% YoY in Sep.

U.S. producer prices increased more than expected in September amid higher costs for energy products and food, but underlying inflation pressures at the factory gate continued to abate. PPI for final demand rose 0.5% last month after accelerating by an unrevised 0.7% in August. The core PPI increased 2.8% on a year-on-year basis in September after climbing 2.9% in August.

Commodities: Gold held firm near two-week highs on Thursday, as the U.S. dollar and Treasury yields stumbled on the Federal Reserve's cautious approach on interest rates and ahead of a key inflation report that could offer more clarity on future policy path.

Oil prices extended losses for a third session, dragged down by a larger-than-expected crude and gasoline stockbuild in the U.S. and easing supply concerns.

Currency: The dollar was rooted near a two-week low on Thursday following minutes from the last U.S. Federal Reserve meeting that showed policymakers taking a cautious stance and as investors awaited key inflation data.

FII Derivative Transactions (Rs. Cr)

Contracts	Purchase		Sell		Net Value	Open Interest (OI)		OI (Previous day)		Change	
	Contract	Value	Contract	Value		Contract	Value	Contract	Value	Contract	Value
Index Future	35307	2969	23426	1849	1120	171619	14261	179900	15048	(8281)	(787)
Index Option	27290032	1954439	27686018	1977593	(23154)	2811097	251412	3346429	273265	(535332)	(21853)
Stock Future	158169	12669	144420	11733	936	2384094	189100	2380005	188007	4089	1093
Stock Option	255477	20212	255250	20201	11	198429	16088	189284	15388	9145	700
Total	27738985	1990289	28109114	2011376	(21087)	5565239	470861	6095618	491708	(530379)	(20847)

FII All Activity-BBG (Rs Cr)	Buy	Sell	Net
4-Oct-23	10222	14178	(3957)
5-Oct-23	11600	11938	(337)
6-Oct-23	6929	6658	271
9-Oct-23	6848	6075	773
10-Oct-23	8083	8988	(904)
Month to date-Oct	55322	60313	-4991
FII (Prov.) (Rs Cr)	Buy	Sell	Net
5-Oct-23	10304	12168	(1864)
6-Oct-23	6727	6818	(90)
9-Oct-23	5052	6050	(998)
10-Oct-23	8067	9073	(1005)
11-Oct-23	12527	12949	(422)
Month to date- Oct	62241	73079	(10838)
DII (Prov.) (Rs. Cr)	Buy	Sell	Net
5-Oct-23	7787	7266	521
6-Oct-23	7151	6367	783
9-Oct-23	8217	5555	2661
10-Oct-23	8624	6660	1963
11-Oct-23	8369	7337	1032
Month to date-Oct	59421	49329	10092
FII Debt - BBG (Rs. Cr)	Buy	Sell	Net
4-Oct-23	704	1157	(453)
5-Oct-23	414	137	277
6-Oct-23	1754	743	1011
9-Oct-23	399	886	(487)
10-Oct-23	978	466	513
Month to date-Oct	6205	3946	2259

Market Breadth	BSE		NSE	
	No.	%	No.	%
Advance	2320	61%	1599	64%
Decline	1379	36%	807	32%
Unchanged	123	3%	90	4%

Market Turnover	11-Oct	10-Oct	Var (%)
BSE Cash	6797	4110	65%
NSE Cash	67587	62261	9%
NSE Futures	85202	82515	3%
NSE Options	45828573	35788033	28%
Total (Rs.Cr)	45988159	35936918	28%

Volatility Index	11-Oct	10-Oct
Volatility Index	10.99	11.27

Index PE - TTM	11-Oct	Yr. High	Yr. Low
Sensex	24.4	26.0	21.8
Nifty	22.4	24.2	20.0

Corporate News

PCBL has been granted 2 patents from the Indian Patent Office

The RP-Sanjiv Goenka Group company has been granted two patents for invention, from the Indian Patent Office. One is for the process for treatment of carbon black and oxidised carbon black obtained thereof, which is in relation to the innovative process for modifications of specialty grade carbon blacks for inks and coating applications. The second patent is for surface modified carbon black grades to improve performance of rubber compounds, which is in relation to the innovative carbon black composition developed by the company to improve fuel efficiency and tyre life. (MC)

Pricol entered into a agreement with Heilongjiang Tianyouwei Electronics

Pricol has entered into a cooperation agreement with Heilongjiang Tianyouwei Electronics to provide advanced technologies in driver information system solutions for Indian vehicle makers across various vehicle segments. Positive. (MC)

RVNL has emerged as lowest bidder for project worth Rs 28.73 crore

RVNL has emerged as lowest bidder for project worth Rs 28.73 crore from Northeast Frontier Railway. (MC)

Economy

Tea cultivation to combat poppy cultivation in Manipur

Meckley Tea India, a recent entrant into the Indian tea industry has invested in promoting Tea in Manipur and has identified several locations in Manipur, blessed with lush green tea gardens and serene landscapes to establish Tea Tourism destinations in the State.(ET)

North Bengal tea gardens settle for 19 % bonus payment for FY'23

Tea gardens in the Doars and Terai regions of north Bengal have agreed to pay a bonus of 19% for the 2022-23 fiscal year, compared to 20% in the previous year. However, the issue of bonus payment for Darjeeling tea gardens is still unresolved, with unions demanding 20% and managements offering 8.33%. There are approximately 135 tea gardens operating in north Bengal, excluding Darjeeling.(ET)

International

EV maker VinFast to acquire its battery maker sibling

Electric-vehicle maker VinFast would acquire a 99.8% stake in battery maker VinES from its founder Pham Nhat Vuong as it seeks to ramp up its integration in the production value chain and competitive advantage.(Reuters)

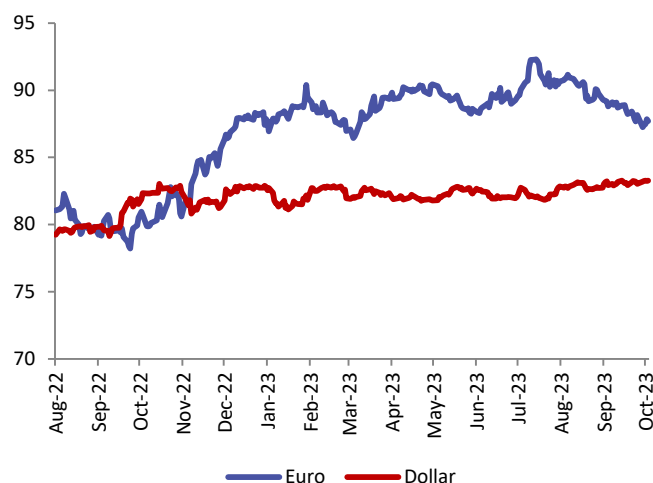
Top 5 Nifty Gainers	11-Oct	10-Oct	Var(%)
HEROMOTOCO	3101	2977	4.2%
WIPRO	421	408	3.3%
GRASIM	1980	1919	3.2%
ULTRACEMCO	8343	8158	2.3%
DRREDDY	5568	5479	1.6%
Top 5 Nifty Losers	11-Oct	10-Oct	Var(%)
HCLTECH	1246	1262	-1.3%
ADANIPTS	815	820	-0.6%
SBIN	588	592	-0.6%
TCS	3610	3629	-0.5%
COALINDIA	302	303	-0.5%

BSE Index Watch	Last	1 day	1 wk	1 mth	1 yr
SENSEX	66473	0.6%	1.9%	-1.1%	15.4%
MIDCAP	32225	0.6%	1.1%	0.4%	29.3%
SMLCAP	37970	0.8%	1.4%	2.7%	32.5%
AUTO	36686	1.0%	2.5%	0.8%	27.2%
BANKEK	50092	0.3%	1.5%	-2.0%	11.9%
Capital Goods	47962	0.3%	0.8%	2.1%	50.7%
FMCG	18913	0.9%	1.7%	0.6%	19.6%
Health Care	28152	0.5%	0.5%	-0.5%	21.6%
IT	32908	0.0%	2.5%	-0.6%	17.4%
METAL	23059	0.4%	2.2%	0.6%	23.6%
Oil & Gas	18704	0.7%	0.5%	-1.4%	1.8%
Power	4528	0.4%	-0.5%	-1.6%	-3.9%
Realty	4878	0.7%	7.4%	5.6%	43.1%

NSE USD Futures	11-Oct	10-Oct	Var (%)
Oct Expiry (Rs./\$)	83.21	83.28	-0.1%
Nov Expiry (Rs./\$)	83.23	83.30	-0.1%
Total Turnover (Rs. Crore)	20206	23419	-14%

Sectors	TTM PE
Auto	31.84
Auto Ancillary	42.4
Banking	15.86
Engineering	44.66
Cement	77.05
Diamonds & Jewellery	38.8
Housing Finance	20.53
Infrastructure & Const	29.92
Metals-Aluminium	36.8
Metal - Steel	13.89
Oil Expl.	14.54
Pharma	7.55
Power – Gen. Supp.	40.82
Information Tech.	16.07
Sugar	11.34
Telecom Serv. Prov.	153.36
Tyres	34

Euro vs Dollar (Source: BBG)



10 year G-Sec Yield	Current	Previous	Change
US	4.57%	4.56%	1 bps
Japan	0.76%	0.77%	(1) bps
India	7.31%	7.35%	(4) bps
UK	4.33%	4.43%	(10) bps
Libor 3 Mths	5.69%	5.67%	2 bps

Indian Eco Data	Current	Previous	Var(%)
Forex Reserve (US\$ in bn)	525	528	-0.7%
Inflation – WPI	-0.52%	-1.36%	84 bps
Inflation – CPI	6.83%	7.44%	(61) bps

India GDP	Q4FY23	Q4FY22	Var(%)
Growth	8.00%	6.06%	194 bps

Monetary Policy	Current	Previous	Change
Repo Rate	6.50%	6.50%	0 bps
Reverse Repo Rate	3.35%	3.35%	0 bps
CRR	4.50%	4.50%	0 bps
O/S Banking System Liquidity (Rs bn)	-314	-42	(272.6)

IIP Growth %	Jul-23	Jul-22	YTD
IIP	5.7	2.2	4.2
Mining	10.7	-3.3	7.3
Manufacturing	4.6	3.1	4.8
Electricity	8.0	2.3	2.9

Bulk Deal As On 11/10/23

BSE					
Security Code	Security Name	Client Name	Deal	Quantity	Price
530881	ABVL	PAVANKUMAR DONEPUDI	S	12435	194.37
539506	ADCON	SALVATION DEVELOPERS LIMITED	S	190863	1.48
508869	APOLLOHOSP	AIA INTERNATIONAL LIMITED	S	43723	5117.05
508869	APOLLOHOSP	AIA INTERNATIONAL LIMITED	S	10259	5117.05
508869	APOLLOHOSP	AIA INTERNATIONAL LIMITED	S	5591	5117.05
508869	APOLLOHOSP	AIA INTERNATIONAL LIMITED	S	20372	5117.05
508869	APOLLOHOSP	AIA INVESTMENT TRUST AIA SINGAPORE PARTICIPATING FUND HERITAGE SGD	S	486	5117.05
508869	APOLLOHOSP	AIA INVESTMENT TRUST AIA SINGAPORE PARTICIPATING FUND HERITAGE USD	S	968	5117.05
508869	APOLLOHOSP	AIA INVESTMENT TRUST AIA SINGAPORE PARTICIPATING FUND USD	S	1523	5117.05
508869	APOLLOHOSP	AIA INVESTMENT TRUST-AIA SINGAPORE PARTICIPATING FUND SGD	S	18026	5117.05
508869	APOLLOHOSP	AIA VCC - AIA ASIAN EQUITY FUND	B	100948	5117.05
500820	ASIANPAINT	AIA INTERNATIONAL LIMITED	S	59629	3162.9
500820	ASIANPAINT	AIA INTERNATIONAL LIMITED	S	14048	3162.9
500820	ASIANPAINT	AIA INTERNATIONAL LIMITED	S	7486	3162.9
500820	ASIANPAINT	AIA INTERNATIONAL LIMITED	S	27664	3162.9
500820	ASIANPAINT	AIA INVESTMENT TRUST AIA SINGAPORE PARTICIPATING FUND	S	672	3162.9
500820	ASIANPAINT	AIA INVESTMENT TRUST AIA SINGAPORE PARTICIPATING FUND	S	1331	3162.9
500820	ASIANPAINT	AIA INVESTMENT TRUST AIA SINGAPORE PARTICIPATING FUND USD	S	2197	3162.9
500820	ASIANPAINT	AIA INVESTMENT TRUST-AIA SINGAPORE PARTICIPATING FUND SGD	S	25479	3162.9
500820	ASIANPAINT	AIA VCC - AIA ASIAN EQUITY FUND	B	138506	3162.9
532215	AXISBANK	AIA INTERNATIONAL LIMITED	S	416092	1016.4
532215	AXISBANK	AIA INTERNATIONAL LIMITED	S	104472	1016.4
532215	AXISBANK	AIA INTERNATIONAL LIMITED	S	53402	1016.4
532215	AXISBANK	AIA INTERNATIONAL LIMITED	S	209381	1016.4
532215	AXISBANK	AIA INVESTMENT TRUST AIA SINGAPORE PARTICIPATING FUND	S	5154	1016.4
532215	AXISBANK	AIA INVESTMENT TRUST AIA SINGAPORE PARTICIPATING FUND	S	10165	1016.4
532215	AXISBANK	AIA INVESTMENT TRUST AIA SINGAPORE PARTICIPATING FUND USD	S	16338	1016.4
532215	AXISBANK	AIA INVESTMENT TRUST-AIA SINGAPORE PARTICIPATING FUND SGD	S	193987	1016.4
532215	AXISBANK	AIA VCC - AIA ASIAN EQUITY FUND	B	1008991	1016.4
500034	BAJFINANCE	AIA INTERNATIONAL LIMITED	S	31652	8124.55
500034	BAJFINANCE	AIA INTERNATIONAL LIMITED	S	7610	8124.55
500034	BAJFINANCE	AIA INTERNATIONAL LIMITED	S	3928	8124.55
500034	BAJFINANCE	AIA INTERNATIONAL LIMITED	S	9210	8124.55
500034	BAJFINANCE	AIA INVESTMENT TRUST AIA SINGAPORE PARTICIPATING FUND	S	379	8124.55
500034	BAJFINANCE	AIA INVESTMENT TRUST AIA SINGAPORE PARTICIPATING FUND	S	719	8124.55
500034	BAJFINANCE	AIA INVESTMENT TRUST AIA SINGAPORE PARTICIPATING FUND USD	S	988	8124.55
500034	BAJFINANCE	AIA INVESTMENT TRUST-AIA SINGAPORE PARTICIPATING FUND SGD	S	13067	8124.55
500034	BAJFINANCE	AIA VCC - AIA ASIAN EQUITY FUND	B	67553	8124.55
532454	BHARTIARTL	AIA INTERNATIONAL LIMITED	S	571240	955
532454	BHARTIARTL	AIA INTERNATIONAL LIMITED	S	135254	955
532454	BHARTIARTL	AIA INTERNATIONAL LIMITED	S	72016	955
532454	BHARTIARTL	AIA INTERNATIONAL LIMITED	S	266004	955
532454	BHARTIARTL	AIA INVESTMENT TRUST AIA SINGAPORE PARTICIPATING FUND	S	6690	955
532454	BHARTIARTL	AIA INVESTMENT TRUST AIA SINGAPORE PARTICIPATING FUND	S	12994	955
532454	BHARTIARTL	AIA INVESTMENT TRUST AIA SINGAPORE PARTICIPATING FUND USD	S	20925	955
532454	BHARTIARTL	AIA INVESTMENT TRUST-AIA SINGAPORE PARTICIPATING FUND SGD	S	246473	955

532454	BHARTIARTL	AIA VCC - AIA ASIAN EQUITY FUND	B	1331596	955
524440	CAMEXLTD	ANAND KANTILAL BAFNA	B	120000	29.5
524440	CAMEXLTD	CLEAR SKY TRADELINK LLP	S	119728	29.5
544000	CCAL	BHANUMATIBEN NATVARBHAI THAKKAR	B	144000	24.73
544000	CCAL	HEMALI PATHIK THAKKAR	B	120000	24.95
531327	CHARMS	GIRIDHAR SOMISETTY GUPTA	B	24792	4.9
540681	CHOTHANI	AVIRAT ENTERPRISE	S	30000	29.29
504340	CONFINT	MULTIPLIER SHARE & STOCK ADVISORS PRIVATE LIMITED	B	129238	9.36
504340	CONFINT	SYKES AND RAY EQUITIES (INDIA) LIMITED	S	68609	9.25
500124	DRREDDY	AIA INTERNATIONAL LIMITED	S	41013	5563
500124	DRREDDY	AIA INTERNATIONAL LIMITED	S	9894	5563
500124	DRREDDY	AIA INTERNATIONAL LIMITED	S	5326	5563
500124	DRREDDY	AIA INTERNATIONAL LIMITED	S	19410	5563
500124	DRREDDY	AIA INVESTMENT TRUST AIA SINGAPORE PARTICIPATING FUND	S	433	5563
500124	DRREDDY	AIA INVESTMENT TRUST AIA SINGAPORE PARTICIPATING FUND	S	844	5563
500124	DRREDDY	AIA INVESTMENT TRUST AIA SINGAPORE PARTICIPATING FUND USD	S	1567	5563
500124	DRREDDY	AIA INVESTMENT TRUST-AIA SINGAPORE PARTICIPATING FUND SGD	S	17633	5563
500124	DRREDDY	AIA VCC - AIA ASIAN EQUITY FUND	B	96120	5563
500180	HDFCBANK	AIA INTERNATIONAL LIMITED	S	402069	1530.8
500180	HDFCBANK	AIA INTERNATIONAL LIMITED	S	94424	1530.8
500180	HDFCBANK	AIA INTERNATIONAL LIMITED	S	50477	1530.8
500180	HDFCBANK	AIA INTERNATIONAL LIMITED	S	183645	1530.8
500180	HDFCBANK	AIA INVESTMENT TRUST AIA SINGAPORE PARTICIPATING FUND	S	4711	1530.8
500180	HDFCBANK	AIA INVESTMENT TRUST AIA SINGAPORE PARTICIPATING FUND	S	9153	1530.8
500180	HDFCBANK	AIA INVESTMENT TRUST AIA SINGAPORE PARTICIPATING FUND USD	S	14628	1530.8
500180	HDFCBANK	AIA INVESTMENT TRUST-AIA SINGAPORE PARTICIPATING FUND SGD	S	163012	1530.8
500180	HDFCBANK	AIA VCC - AIA ASIAN EQUITY FUND	B	922119	1530.8
500696	HINDUNILVR	AIA INTERNATIONAL LIMITED	S	278372	2557.9
500696	HINDUNILVR	AIA INTERNATIONAL LIMITED	S	66045	2557.9
500696	HINDUNILVR	AIA INTERNATIONAL LIMITED	S	38579	2557.9
500696	HINDUNILVR	AIA INTERNATIONAL LIMITED	S	126879	2557.9
500696	HINDUNILVR	AIA INVESTMENT TRUST AIA SINGAPORE PARTICIPATING FUND	S	3033	2557.9
500696	HINDUNILVR	AIA INVESTMENT TRUST AIA SINGAPORE PARTICIPATING FUND	S	5856	2557.9
500696	HINDUNILVR	AIA INVESTMENT TRUST AIA SINGAPORE PARTICIPATING FUND USD	S	10259	2557.9
500696	HINDUNILVR	AIA INVESTMENT TRUST-AIA SINGAPORE PARTICIPATING FUND SGD	S	118748	2557.9
500696	HINDUNILVR	AIA VCC - AIA ASIAN EQUITY FUND	B	647771	2557.9
532174	ICICIBANK	AIA INTERNATIONAL LIMITED	S	935038	954
532174	ICICIBANK	AIA INTERNATIONAL LIMITED	S	159670	954
532174	ICICIBANK	AIA INTERNATIONAL LIMITED	S	72212	954
532174	ICICIBANK	AIA INTERNATIONAL LIMITED	S	122413	954
532174	ICICIBANK	AIA INTERNATIONAL LIMITED	S	447872	954
532174	ICICIBANK	AIA INVESTMENT TRUST AIA SINGAPORE PARTICIPATING FUND HERITAGE SGD	S	11239	954
532174	ICICIBANK	AIA INVESTMENT TRUST AIA SINGAPORE PARTICIPATING FUND HERITAGE USD	S	21968	954
532174	ICICIBANK	AIA INVESTMENT TRUST AIA SINGAPORE PARTICIPATING FUND USD	S	35699	954
532174	ICICIBANK	AIA INVESTMENT TRUST-AIA SINGAPORE PARTICIPATING FUND SGD	S	427242	954
532174	ICICIBANK	AIA VCC - AIA ASIAN EQUITY FUND	B	1116676	954
532174	ICICIBANK	AIA VCC - AIA ASIAN EQUITY FUND	B	1116677	954
500209	INFY	AIA INTERNATIONAL LIMITED	S	46156	1495.85
500209	INFY	AIA INTERNATIONAL LIMITED	S	80218	1495.85
500209	INFY	AIA INTERNATIONAL LIMITED	S	293305	1495.85
500209	INFY	AIA INTERNATIONAL LIMITED	S	620002	1495.85
500209	INFY	AIA INTERNATIONAL LIMITED	S	100214	1495.85
500209	INFY	AIA INVESTMENT TRUST AIA SINGAPORE PARTICIPATING FUND HERITAGE SGD	S	6938	1495.85
500209	INFY	AIA INVESTMENT TRUST AIA SINGAPORE PARTICIPATING FUND HERITAGE USD	S	12904	1495.85

500209	INFY	AIA INVESTMENT TRUST AIA SINGAPORE PARTICIPATING FUND USD	S	22249	1495.85
500209	INFY	AIA INVESTMENT TRUST-AIA SINGAPORE PARTICIPATING FUND SGD	S	258445	1495.85
500209	INFY	AIA VCC - AIA ASIAN EQUITY FUND	B	720215	1495.85
500209	INFY	AIA VCC - AIA ASIAN EQUITY FUND	B	720216	1495.85
541983	INNOVATIVE	JEWEL CHITRANJAN GAMADIA	B	90000	26.33
541983	INNOVATIVE	MULTIPLIER SHARE & STOCK ADVISORS PRIVATE LIMITED	B	83000	26.34
543940	JIOFIN	AIA INTERNATIONAL LIMITED	S	463693	221.45
543940	JIOFIN	AIA INTERNATIONAL LIMITED	S	110008	221.45
543940	JIOFIN	AIA INTERNATIONAL LIMITED	S	59088	221.45
543940	JIOFIN	AIA INTERNATIONAL LIMITED	S	215032	221.45
543940	JIOFIN	AIA INVESTMENT TRUST AIA SINGAPORE PARTICIPATING FUND HERITAGE SGD	S	5164	221.45
543940	JIOFIN	AIA INVESTMENT TRUST AIA SINGAPORE PARTICIPATING FUND HERITAGE USD	S	12923	221.45
543940	JIOFIN	AIA INVESTMENT TRUST AIA SINGAPORE PARTICIPATING FUND USD	S	17033	221.45
543940	JIOFIN	AIA INVESTMENT TRUST-AIA SINGAPORE PARTICIPATING FUND SGD	S	203692	221.45
543940	JIOFIN	AIA VCC - AIA ASIAN EQUITY FUND	B	1086633	221.45
500510	LT	AIA INTERNATIONAL LIMITED	S	176802	3100.05
500510	LT	AIA INTERNATIONAL LIMITED	S	41981	3100.05
500510	LT	AIA INTERNATIONAL LIMITED	S	21846	3100.05
500510	LT	AIA INTERNATIONAL LIMITED	S	82931	3100.05
500510	LT	AIA INVESTMENT TRUST AIA SINGAPORE PARTICIPATING FUND HERITAGE SGD	S	2063	3100.05
500510	LT	AIA INVESTMENT TRUST AIA SINGAPORE PARTICIPATING FUND HERITAGE USD	S	3801	3100.05
500510	LT	AIA INVESTMENT TRUST AIA SINGAPORE PARTICIPATING FUND USD	S	6516	3100.05
500510	LT	AIA INVESTMENT TRUST-AIA SINGAPORE PARTICIPATING FUND SGD	S	76180	3100.05
500510	LT	AIA VCC - AIA ASIAN EQUITY FUND	B	412120	3100.05
500520	M&M	AIA INTERNATIONAL LIMITED	S	235349	1552.65
500520	M&M	AIA INTERNATIONAL LIMITED	S	56684	1552.65
500520	M&M	AIA INTERNATIONAL LIMITED	S	30970	1552.65
500520	M&M	AIA INTERNATIONAL LIMITED	S	109745	1552.65
500520	M&M	AIA INVESTMENT TRUST AIA SINGAPORE PARTICIPATING FUND HERITAGE SGD	S	2972	1552.65
500520	M&M	AIA INVESTMENT TRUST AIA SINGAPORE PARTICIPATING FUND HERITAGE USD	S	5691	1552.65
500520	M&M	AIA INVESTMENT TRUST AIA SINGAPORE PARTICIPATING FUND USD	S	8657	1552.65
500520	M&M	AIA INVESTMENT TRUST-AIA SINGAPORE PARTICIPATING FUND SGD	S	103332	1552.65
500520	M&M	AIA VCC - AIA ASIAN EQUITY FUND	B	553400	1552.65
532500	MARUTI	AIA INTERNATIONAL LIMITED	S	54472	10421.05
532500	MARUTI	AIA INTERNATIONAL LIMITED	S	12959	10421.05
532500	MARUTI	AIA INTERNATIONAL LIMITED	S	7480	10421.05
532500	MARUTI	AIA INTERNATIONAL LIMITED	S	26384	10421.05
532500	MARUTI	AIA INVESTMENT TRUST AIA SINGAPORE PARTICIPATING FUND HERITAGE SGD	S	614	10421.05
532500	MARUTI	AIA INVESTMENT TRUST AIA SINGAPORE PARTICIPATING FUND HERITAGE USD	S	1205	10421.05
532500	MARUTI	AIA INVESTMENT TRUST AIA SINGAPORE PARTICIPATING FUND USD	S	1957	10421.05
532500	MARUTI	AIA INVESTMENT TRUST-AIA SINGAPORE PARTICIPATING FUND SGD	S	23518	10421.05
532500	MARUTI	AIA VCC - AIA ASIAN EQUITY FUND	B	128589	10421.05
541337	MILEFUR	GRISHMA VIRAL JHAVERI	B	51000	6.16
541337	MILEFUR	RENU DHYANI	S	84000	6.16
540198	OSIAJEE	SWAPAN KARMAKAR	S	152304	32
540198	OSIAJEE	ZENAB AIYUB YACOOBALI	B	151710	32
523289	RAMAVISION	VARUN BANSAL	S	66300	56.35
541634	RAWEDGE	CAPACIOUS WEALTH MANAGEMENT LLP	S	100000	53.15

541634	RAWEDGE	NIKHIL RAJESH SINGH	S	74260	51.18
541634	RAWEDGE	NIKHIL RAJESH SINGH	B	74260	53.17
500325	RELIANCE	AIA INTERNATIONAL LIMITED	S	33971	2331.4
500325	RELIANCE	AIA INTERNATIONAL LIMITED	S	59012	2331.4
500325	RELIANCE	AIA INTERNATIONAL LIMITED	S	215540	2331.4
500325	RELIANCE	AIA INTERNATIONAL LIMITED	S	462214	2331.4
500325	RELIANCE	AIA INTERNATIONAL LIMITED	S	75535	2331.4
500325	RELIANCE	AIA INVESTMENT TRUST AIA SINGAPORE PARTICIPATING FUND HERITAGE SGD	S	5164	2331.4
500325	RELIANCE	AIA INVESTMENT TRUST AIA SINGAPORE PARTICIPATING FUND HERITAGE USD	S	10350	2331.4
500325	RELIANCE	AIA INVESTMENT TRUST AIA SINGAPORE PARTICIPATING FUND USD	S	16973	2331.4
500325	RELIANCE	AIA INVESTMENT TRUST-AIA SINGAPORE PARTICIPATING FUND SGD	S	196739	2331.4
500325	RELIANCE	AIA VCC - AIA ASIAN EQUITY FUND	B	537749	2331.4
500325	RELIANCE	AIA VCC - AIA ASIAN EQUITY FUND	B	537749	2331.4
543366	SBLI	EKLINGJI TRADELINK PRIVATE LIMITED	S	10800	72.81
543366	SBLI	SKSE SECURITIES LIMITED CORP CM/TM PROP A/C	B	4800	73.81
539574	SCL	PELICON FINANCE AND LEASING LIMITED	S	150181	45.38
539574	SCL	RUBY BAXLA	B	65400	45.38
532540	TCS	AIA INTERNATIONAL LIMITED	S	187316	3619.05
532540	TCS	AIA INTERNATIONAL LIMITED	S	44196	3619.05
532540	TCS	AIA INTERNATIONAL LIMITED	S	23781	3619.05
532540	TCS	AIA INTERNATIONAL LIMITED	S	87302	3619.05
532540	TCS	AIA INVESTMENT TRUST AIA SINGAPORE PARTICIPATING FUND HERITAGE SGD	S	2096	3619.05
532540	TCS	AIA INVESTMENT TRUST AIA SINGAPORE PARTICIPATING FUND HERITAGE USD	S	4038	3619.05
532540	TCS	AIA INVESTMENT TRUST AIA SINGAPORE PARTICIPATING FUND USD	S	6432	3619.05
532540	TCS	AIA INVESTMENT TRUST-AIA SINGAPORE PARTICIPATING FUND SGD	S	79119	3619.05
532540	TCS	AIA VCC - AIA ASIAN EQUITY FUND	B	434280	3619.05
539310	THINKINK	AMIT SHARMA	S	382074	65.37
539310	THINKINK	AMIT SHARMA	B	382074	67.62
539310	THINKINK	MANISH KUMAR	S	175000	62.91
539310	THINKINK	MOHIT SHARMA	S	154064	63
539310	THINKINK	MULTIPLIER SHARE & STOCK ADVISORS PRIVATE LIMITED	S	220967	70.15
539310	THINKINK	MULTIPLIER SHARE & STOCK ADVISORS PRIVATE LIMITED	B	220967	62.97
539310	THINKINK	SETU SECURITIES PVT. LTD.	S	168815	65.36
539310	THINKINK	SETU SECURITIES PVT. LTD.	B	168815	63.54
539310	THINKINK	SHAIL SHARMA	S	195114	62.97
500114	TITAN	AIA INTERNATIONAL LIMITED	S	91856	3269.45
500114	TITAN	AIA INTERNATIONAL LIMITED	S	21743	3269.45
500114	TITAN	AIA INTERNATIONAL LIMITED	S	11591	3269.45
500114	TITAN	AIA INTERNATIONAL LIMITED	S	42895	3269.45
500114	TITAN	AIA INVESTMENT TRUST AIA SINGAPORE PARTICIPATING FUND HERITAGE SGD	S	1043	3269.45
500114	TITAN	AIA INVESTMENT TRUST AIA SINGAPORE PARTICIPATING FUND HERITAGE USD	S	1919	3269.45
500114	TITAN	AIA INVESTMENT TRUST AIA SINGAPORE PARTICIPATING FUND USD	S	3000	3269.45
500114	TITAN	AIA INVESTMENT TRUST-AIA SINGAPORE PARTICIPATING FUND SGD	S	36975	3269.45
500114	TITAN	AIA VCC - AIA ASIAN EQUITY FUND	B	211022	3269.45
542765	TRANSPACT	PATEL MEGHABEN VIPULKUMAR	S	2000	260.7
542765	TRANSPACT	PRADEEPGARG	B	4000	261.26

532538	ULTRACEMCO	AIA INTERNATIONAL LIMITED	S	60747	8340.1
532538	ULTRACEMCO	AIA INTERNATIONAL LIMITED	S	14281	8340.1
532538	ULTRACEMCO	AIA INTERNATIONAL LIMITED	S	7748	8340.1
532538	ULTRACEMCO	AIA INTERNATIONAL LIMITED	S	28342	8340.1
532538	ULTRACEMCO	AIA INVESTMENT TRUST AIA SINGAPORE PARTICIPATING FUND HERITAGE SGD	S	714	8340.1
532538	ULTRACEMCO	AIA INVESTMENT TRUST AIA SINGAPORE PARTICIPATING FUND HERITAGE USD	S	1408	8340.1
532538	ULTRACEMCO	AIA INVESTMENT TRUST AIA SINGAPORE PARTICIPATING FUND USD	S	2178	8340.1
532538	ULTRACEMCO	AIA INVESTMENT TRUST-AIA SINGAPORE PARTICIPATING FUND SGD	S	26359	8340.1
532538	ULTRACEMCO	AIA VCC - AIA ASIAN EQUITY FUND	B	141777	8340.1

NSE

Security Code	Security Name	Client Name	Deal	Quantity	Price
ACEINTEG	Ace Integrated Solu. Ltd.	HELICON TRADING HOUSE PRIVATE LIMITED	SELL	72137	37.29
AKG	AKG Exim Limited	MSB E TRADE SECURITIES LIMITED	BUY	274746	23.91
ANANTRAJ	Anant Raj Industries Limi	ELM PARK FUND LIMITED	BUY	2000000	229.8
ANANTRAJ	Anant Raj Industries Limi	HYPNOS FUND LIMITED	SELL	2000000	229.76
AROGRANITE	Aro Granite Industries Li	VAISHALI ANILKUMAR	SELL	76600	63.75
CANARYS	Canary s Automations Ltd	ABSOLUTE RETURNS SCHEME	SELL	1520000	42.58
CANARYS	Canary s Automations Ltd	ALACRITY SECURITIES LTD	SELL	380000	43.45
GOYALSALT	Goyal Salt Limited	MULTIPLIER SHARE & STOCK ADVISORS PRIVATE LIMITED	BUY	90000	127.86
GOYALSALT	Goyal Salt Limited	RADHESHYAM	BUY	120000	123.58
GOYALSALT	Goyal Salt Limited	SANTOSH DEVI AGARWAL	BUY	153000	130
GOCLCORP	Gulf Oil Corp. Ltd.	AVIATOR GLOBAL INVESTMENT FUND	SELL	450000	510.3
INFIBEAM	Infibeam Avenues Limited	ABHISHEK MAYUR DESAI	BUY	8000000	22.35
INFIBEAM	Infibeam Avenues Limited	MAYUR DESAI HUF	SELL	8000000	22.35
MAL	Mangalam Alloy s Limited	BARUN MORE	SELL	328000	59.5
MAL	Mangalam Alloy s Limited	MULTIPLIER SHARE & STOCK ADVISORS PRIVATE LIMITED	BUY	228800	58.85
MAL	Mangalam Alloy s Limited	SOMANI VENTURES AND INNOVATIONS LIMITED	BUY	302400	59.5
MARSHALL	Marshall Machines Ltd	VISHAL PRAKASH JAIN	BUY	100000	58.98
MOIL	MOIL Limited	QUANT MUTUAL FUND GILT FUND	BUY	1100000	226.8
MSPL	MSP Steel & Power Ltd.	STATE BANK OF INDIA	SELL	4200000	18.32
OLIL	Oneclick Logistics Ind L	HEMANT VINODBHAI LIMBASIYA	BUY	21600	140
OLIL	Oneclick Logistics Ind L	JYOTIBEN GAJENDRARAY BUSA	BUY	20400	140
OLIL	Oneclick Logistics Ind L	MULTIPLIER SHARE & STOCK ADVISORS PRIVATE LIMITED	BUY	24000	136.53
OLIL	Oneclick Logistics Ind L	TOPGAIN FINANCE PRIVATE LIMITED	BUY	19200	140
SECURCRED	SecUR Credentials Limited	JAINAM BROKING LIMITED	BUY	300000	16.5
SECURCRED	SecUR Credentials Limited	JANAK NAVINBHAI PANCHAL	BUY	395593	16.5
SRPL	Shree Ram Proteins Ltd.	L7 HITECH PRIVATE LIMITED	SELL	1404825	1.15
SRPL	Shree Ram Proteins Ltd.	NIKUNJ KAUSHIK SHAH	SELL	1520185	1.15
UCL	Ushanti Colour Chem Ltd	VIRAJ VARUN SHETH	SELL	202000	65.16
CLOUD	Varanium Cloud Limited	EVLI EMERGING FRONTIER FUND	BUY	238000	224.07
VETO	Veto Switchgear Cable Ltd	ASHOK KUMAR LODHA	SELL	129800	121.74
VINNY	Vinny Overseas Limited	CHOWDHARY MANJUDEVI MAHAVEER	SELL	1215843	3.63
VISHNUINFR	Vishnusury a Proj N Infr L	CINCO STOCK VISION LLP	BUY	224000	80.45
YATRA	Yatra Online Limited	INTEGRATED CORE STRATEGIES ASIA PTE LTD	SELL	1080656	139.98

Disclosure:

Research Reports that are published by Nirmal Bang Securities Private Limited (hereinafter referred to as "NBSPL") are for private circulation only. NBSPL is a registered Research Analyst under SEBI (Research Analyst) Regulations, 2014 having Registration no. INH000001766. NBSPL is also a registered Stock Broker with National Stock Exchange of India Limited, BSE Limited, Metropolitan Stock Exchange of India Limited, Multi Commodity Exchange of India Limited and , National Commodity and Derivative Exchange Limited in Capital Market , Equity and Commodities derivatives segments and Currency Derivatives Segment .

NBSPL has other business divisions with independent research teams separated by Chinese walls, and therefore may, at times, have different or contrary views on stocks and markets.

NBSPL or its associates have not been debarred / suspended by SEBI or any other regulatory authority for accessing / dealing in securities Market since last 20 years. NBSPL, its associates or analyst or his relatives do not hold any financial interest (Except Investment) in the subject company. NBSPL or its associates or Analyst do not have any conflict or material conflict of interest at the time of publication of the research report with the subject company. NBSPL or its associates or Analyst or his relatives may or may not hold beneficial ownership of 1% or more in the subject company at the end of the month immediately preceding the date of publication of this research report.

NBSPL or its associates / analyst has not received any compensation / managed or co-managed public offering of securities of the company covered by Analyst during the past twelve months. NBSPL or its associates have not received any compensation or other benefits from the company covered by Analyst or third party in connection with the research report. Analyst has not served as an officer, director or employee of Subject Company. NBSPL / analyst has not been engaged in market making activity of the subject company.

Analyst Certification: The research analysts and authors of these reports, hereby certify that the views expressed in this research report accurately reflects my/our personal views about the subject securities, issuers, products, sectors or industries. It is also certified that no part of the compensation of the analyst(s) was, is, or will be directly or indirectly related to the inclusion of specific recommendations or views in this research. The analyst(s) principally responsible for the preparation of this research report and has taken reasonable care to achieve and maintain independence and objectivity in making any recommendations.

Disclaimer:

The Research Report is for the personal information of the authorized recipient and does not construe to be any investment, legal or taxation advice. NBSPL is not soliciting any action based upon it. Nothing in the research report shall be construed as a solicitation to buy or sell any security or product, or to engage in or refrain from engaging in any such transaction. In preparing the research report, we did not take into account the investment objectives, financial situation and particular needs of the reader.

The research report has been prepared for the general use of the clients of NBSPL and must not be copied, either in whole or in part, or distributed or redistributed to any other person in any form. If you are not the intended recipient you must not use or disclose the information in the research report in any way. Though disseminated to all the customers simultaneously, not all customers may receive the research report at the same time. NBSPL will not treat recipients as customers by virtue of their receiving the research report. The research report is not directed or intended for distribution to or use by any person or entity resident in a state, country or any jurisdiction, where such distribution, publication, availability or use would be contrary to law, regulation or which would subject NBSPL & its group companies to registration or licensing requirements within such jurisdictions.

The report is based on the information obtained from sources believed to be reliable, but we do not make any representation or warranty that it is accurate, complete or up-to-date and it should not be relied upon as such. We accept no obligation to correct or update the information or opinions in it. NBSPL or any of its affiliates or employees shall not be in any way responsible for any loss or damage that may arise to any person from any inadvertent error in the information contained in the research report. NBSPL or any of its affiliates or employees do not provide, at any time, any express or implied warranty of any kind, regarding any matter pertaining to this report, including without limitation the implied warranties of merchantability, fitness for a particular purpose, and non-infringement. The recipients of the research report should rely on their own investigations.

This information is subject to change without any prior notice. NBSPL reserves its absolute discretion and right to make or refrain from making modifications and alterations to this statement from time to time. Nevertheless, NBSPL is committed to providing independent and transparent recommendations to its clients, and would be happy to provide information in response to specific client queries.

Before making an investment decision on the basis of research report, the reader needs to consider, with or without the assistance of an adviser, whether the advice is appropriate in light of their particular investment needs, objectives and financial circumstances. There are risks involved in securities trading. The price of securities can and does fluctuate, and an individual security may even become valueless. International investors are reminded of the additional risks inherent in international investments, such as currency fluctuations and international stock market or economic conditions, which may adversely affect the value of the investment. Opinions expressed are subject to change without any notice. Neither the company nor the director or the employees of NBSPL accept any liability whatsoever for any direct, indirect, consequential or other loss arising from any use of the research report and/or further communication in relation to the research report. Here it may be noted that neither NBSPL, nor its directors, employees, agents or representatives shall be liable for any damages whether direct or indirect, incidental, special or consequential including lost revenue or lost profit that may arise from or in connection with the use of the information contained in the research report.

Copyright of this document vests exclusively with NBSPL.

Our reports are also available on our website

Registration granted by SEBI and certification from NISM in no way guarantee performance of NBSPL or provide any assurance of returns to investors.

Nirmal Bang Research (Division of Nirmal Bang Securities Pvt. Ltd.)

B-2, 301/302, Marathon Innova,
Opp. Peninsula Corporate Park
Off. Ganpatrao Kadam Marg
Lower Parel(W), Mumbai-400013
Board No. : 91 22 6723 8000/8001
Fax. : 022 6723 8010